

Guide to Graphics

You will need two websites for sports graphics.

WEBSITE 1: Sports Graphics Maker/Updater

- a. Where you can make graphics
- b. Where you will update scores

<https://sports-data.prod.ystv.co.uk/login>

1. Sign in

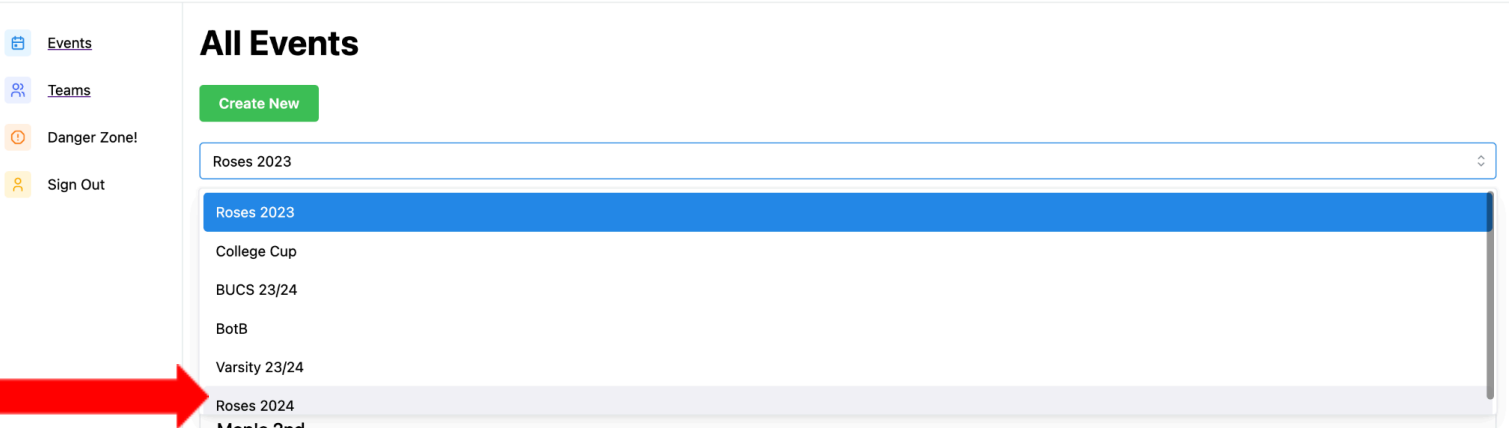
Username: ystv

Password: ystv

2. Select the Roses 2024 League

MAKE SURE YOU AREN'T ON ROSES 2023 LEAGUE

YSTV Sports Scores 3



The screenshot shows the 'All Events' page in the YSTV Sports Scores 3 application. On the left, there is a navigation menu with 'Events', 'Teams', 'Danger Zone!', and 'Sign Out'. The main content area has a search bar containing 'Roses 2023' and a dropdown menu showing a list of events: 'Roses 2023', 'College Cup', 'BUCS 23/24', 'BotB', 'Varsity 23/24', 'Roses 2024', and 'Men's 2nd'. A red arrow points to the 'Roses 2024' event.

3. Find your event and press input scores

- a. Use Ctrl+F to search for
- b. E.g. Netball- Women's 1st (events will be in the order of the weekend)



The screenshot shows the 'Women's 1st' event page. The event details are: 'Netball', 'Saturday 04 May, 20:30'. Below the details are three buttons: 'Edit Event', 'Input Scores', and 'View Timeline'. A red arrow points to the 'Input Scores' button.

4. Changing Graphics- Starting Timers and Goals

YSTV Sports Scores 3

The screenshot shows the 'Women's 1st' event page for 'Lancaster 0 - York 0'. The clock is at 00:00. A red arrow points to the 'Start Next Quarter' button. Other buttons include 'Declare Winner' and a refresh icon. The 'Timeline' section is visible below.

a. Click Start Next Quarter (or half). This leads to...

YSTV Sports Scores 3

The screenshot shows the 'Women's 1st' event page for 'Lancaster 0 - York 0'. The clock is at 14:48. A red arrow points to the 'Pause Clock' button. Another red arrow points to the 'Undo' and 'Edit' links in the timeline. A red box highlights these links. A red text box says: 'Clock will begin counting up or down depending on sport'. The 'Timeline' section shows a log entry: 'Started next quarter' with 'Undo' and 'Edit' links.

Every time you press a button it will appear in the timeline where you can edit what you did or undo it if you make a mistake

Goal

The 'Goal' form has a close button (X) in the top right. It features two team selection buttons: 'Lancaster' (highlighted) and 'York'. Below is a 'Player' dropdown menu. At the bottom is a blue 'Submit' button.

Pressing Goal will bring up this box where you can say which team have scored (don't worry about adding a player)

5. Declaring a Winner

- a. When the game finishes click the declare winner button which brings up this box below where you can pick which team won.

×

Declare Winner of Women's 1st

Lancaster

York

Declare Winner

Appendix A:

- The page will look different for different sports as all sports are timed and scored differently
- Make sure to familiarise yourself with how your sport is scored and timed before the day and take a look at the website

E.g. Basketball- different numbers of points

Men's 1st

Quarter 1

09:49

LANCASTER	YORK
0	0
<div style="background-color: #3498db; color: white; padding: 5px; display: inline-block; width: 30px; text-align: center;">+1</div>	<div style="background-color: #3498db; color: white; padding: 5px; display: inline-block; width: 30px; text-align: center;">+1</div>
<div style="background-color: #3498db; color: white; padding: 5px; display: inline-block; width: 30px; text-align: center;">+2</div>	<div style="background-color: #3498db; color: white; padding: 5px; display: inline-block; width: 30px; text-align: center;">+2</div>
<div style="background-color: #3498db; color: white; padding: 5px; display: inline-block; width: 30px; text-align: center;">+3</div>	<div style="background-color: #3498db; color: white; padding: 5px; display: inline-block; width: 30px; text-align: center;">+3</div>

Pause Clock

Reset Clock

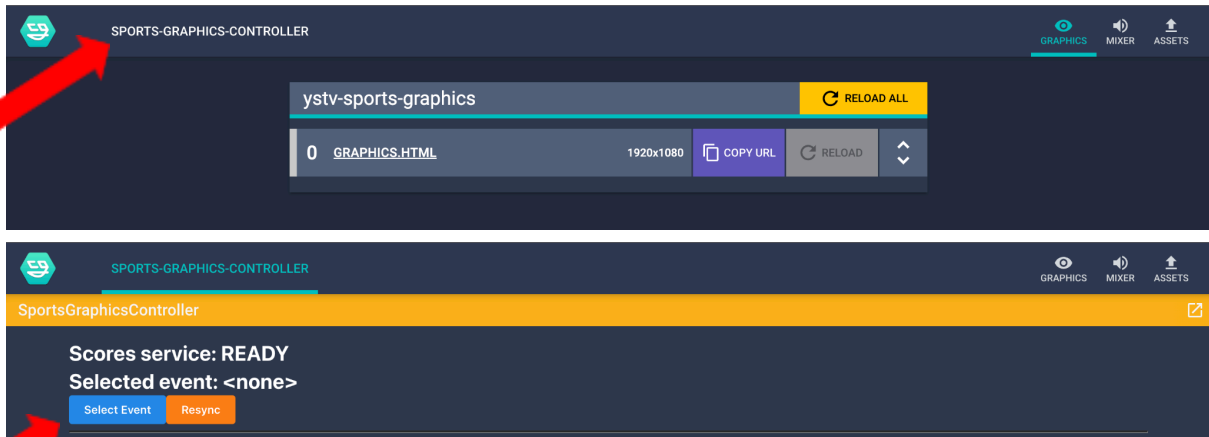
Resume Clock

WEBSITE 2: Sports Graphics Controller

- This is used to show or hide the graphics on the stream
- A key from this will need to be put into the streaming software (your tech lead will do this but you may need to remind them)
- The website for this will depend what OB Kit you are using

E.g. <https://sports-graphics-ob1.prod.ystv.co.uk/dashboard/#graphics>

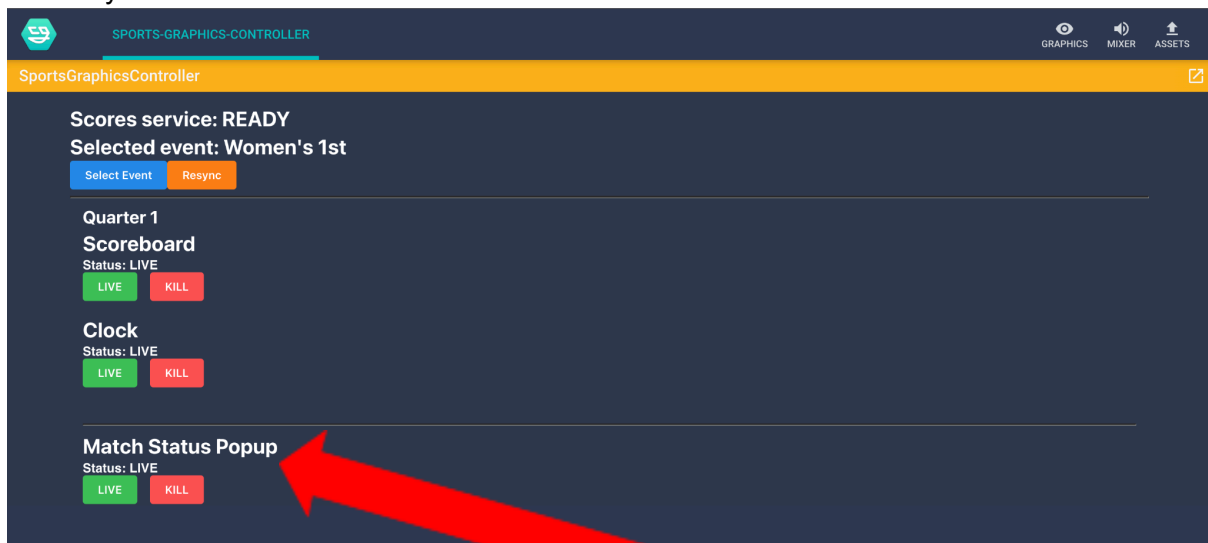
- Click Sports-Graphics-Controller in the top left



- Click Select Event
 - League: Roses 2024
 - Then find your event and confirm

- Control which graphics get seen on stream
 - Status says whether the graphic is live
 - LIVE brings it on to the stream
 - KILL removes it from the stream

NOTE: you must have the scoreboard LIVE to make the clock LIVE



Use the Match Status Popup for in between quarters/halves and at the end of the game to display a big lower third with the scores